


GAMES • FUN • ACTIVITIES • COLORING

# FUN BOOK



## The Treasure of Grundo

Featuring New Friends from  
the Land of Grundo!


The New World of  
**TEDDY RUXPIN™**



Ages 2 and Up

# Dear Friend,

There are lots of activities for you inside this FUN BOOK. Puzzles to solve, hidden objects to find, and pictures to color. Enjoy!



Your Friend,

*Teddy Ruxpin*

## Teddy Ruxpin Video Adventure Series


Which adventures can we share together?

- The Treasure of Grundo
- Guests of the Grunges
- Escape From the Treacherous Mountains
- Take a Good Look
- Grubby's Romance
- Come Dream With Me Tonight
- Tweeg Gets the Tweezles

Let's go on these adventures together!

# Great Mudblup Mystery

HOW MANY MUDBLUPS ARE HIDING IN THIS CAVE?



# Musical Fun

COLORING PAGE



# Draw Teddy Ruxpin


JUST FOLLOW THESE SIMPLE DIRECTIONS...

**1** DRAW THE BASIC SHAPES...

**2** LIGHTLY DRAW BODY & HEAD CENTER GUIDELINES...


**3** LIGHTLY DRAW IN MORE DETAILS...

**4** FINISH WITH DARK LINES. ERASE GUIDELINES!



NOW **YOU** TRY IT ON A PLAIN PIECE OF PAPER!

## WHICH FOB™ IS DIFFERENT?




ANSWER - FOB C HAS HIS MOUTH CLOSER.



# Find My Friends



THERE ARE FACES OF TEN FOBS HIDDEN IN THIS PICTURE! CAN YOU FIND ALL OF THEM? SEE IF YOU CAN FIND THE FACE OF MY BEST FRIEND HIDDEN IN THE PICTURE, TOO!



# • WELCOME TO THE PARENT PAGE! •



## Hello Parents!

We covered some very important safety tips at the end of the show, and we have included them here so you can talk about them with your children. Some wonderful discussions will happen if your children feel comfortable talking about all types of situations. Thank you for being such a good parent.

*Teddy Ruppin*

## SAFETY TIPS

- If you are walking and a grown-up asks for help, **it's okay to say no**. They should ask another grown-up for help, even if it's to find a lost puppy.
- Always **tell someone where you are going** — your parent, babysitter, neighbor.
- **If you get lost, don't wander off. Stay calm. Tell someone in charge**, like a policeman or a store manager.
- **Play together and stay together**. You and your friends should stick together.

## PHONE TIPS

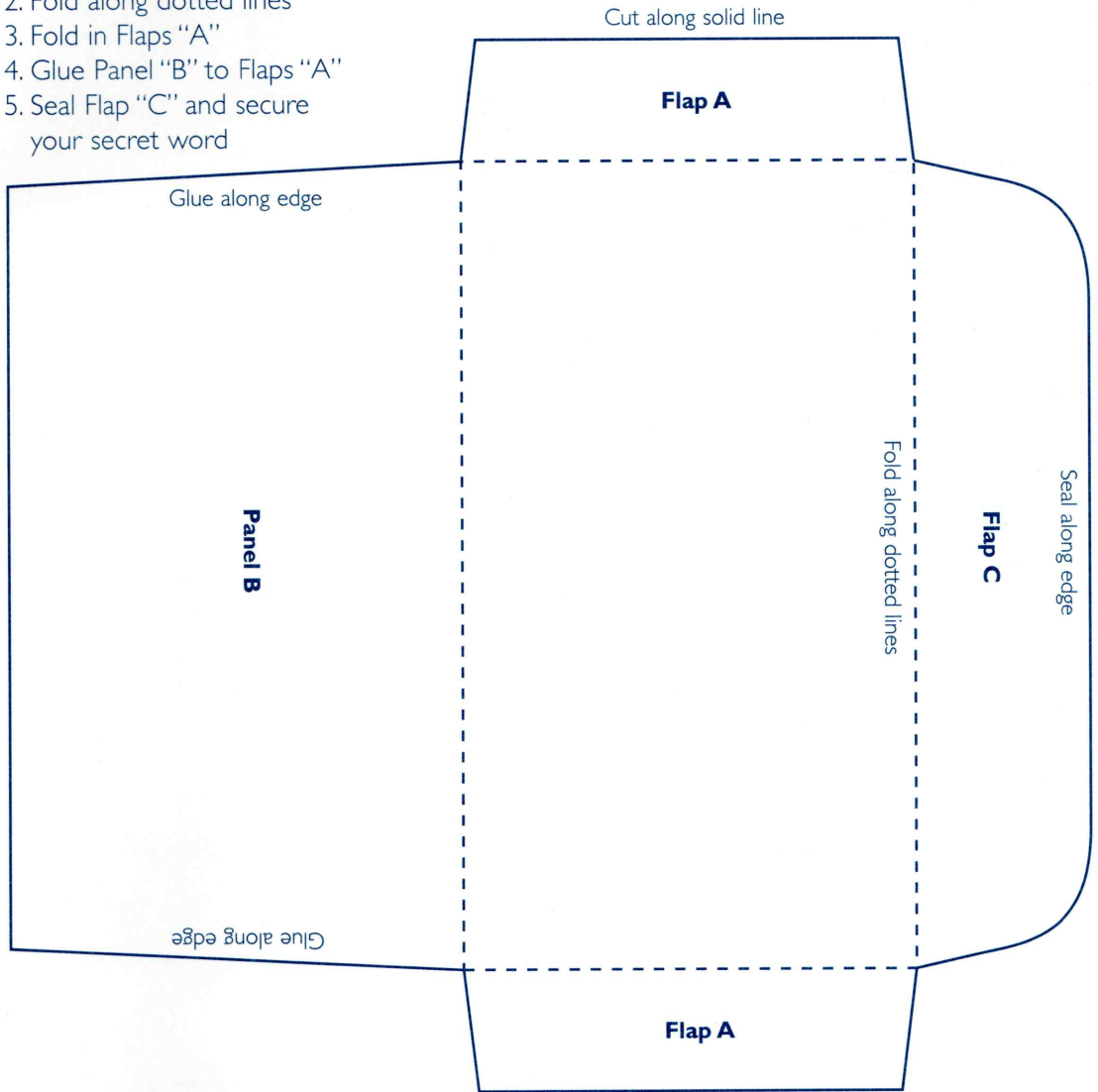
- **Don't say you are alone** to a caller.
- If a caller frightens you, **hang up**.
- Keep emergency numbers near all phones. **Practice calling emergency numbers** with a parent.
- Understand **what is an emergency** — fire vs. sibling fight, for example.
- If there is an emergency, **stay calm** and call the emergency number.

## SECRET WORD

Make up a Secret Word with your parents. Then, if someone other than your parents comes to pick you up after school, they must know the secret word. **If they don't know, don't go**. Change your secret word every now and again. Make sure your parents always know your secret word.


# Make a Secret Word Envelope

1. Cut along solid line
2. Fold along dotted lines
3. Fold in Flaps "A"
4. Glue Panel "B" to Flaps "A"
5. Seal Flap "C" and secure your secret word



**SECRET WORD:**

Cut out the piece of paper above, write a secret word on it, and seal it in the Secret Word Envelope.



**SECRET WORD**

